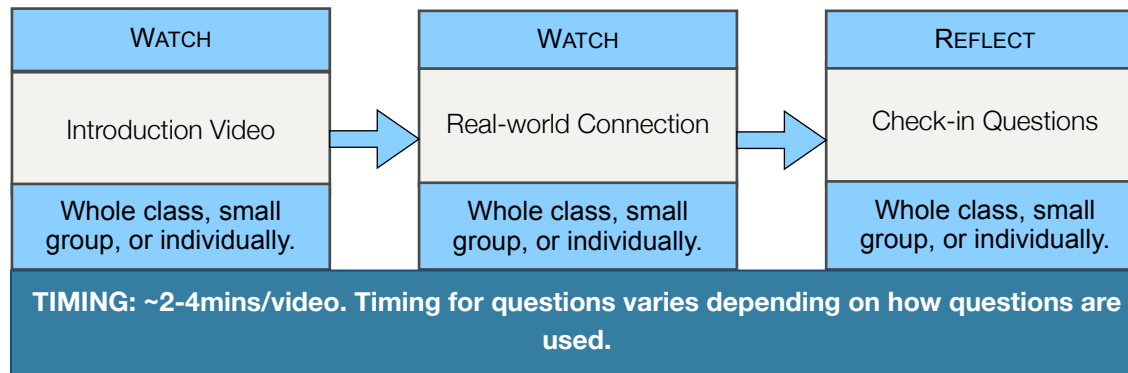
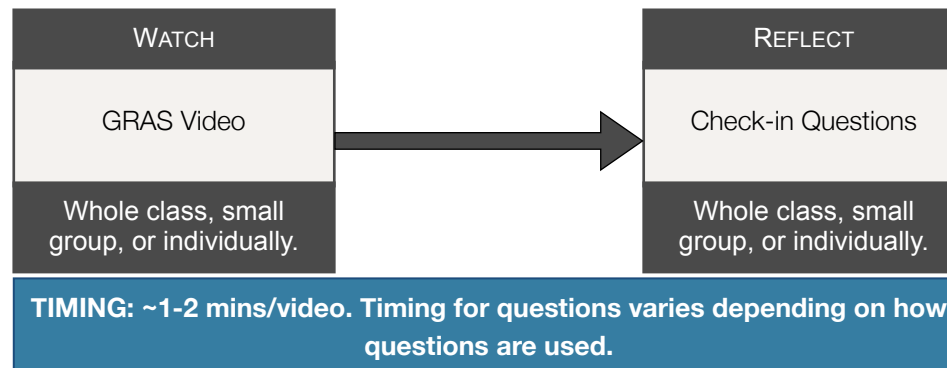


WORKING THROUGH A PERFORMANCE TASK (K-2)

- 1 **SET THE STAGE:** The introduction slide provides the **Introduction Video** to help students understand the topic they will be working through. The **Careers Around Us** video is designed to introduce students to a career cluster. The Check-In Questions help students reflect on the videos they just watched.

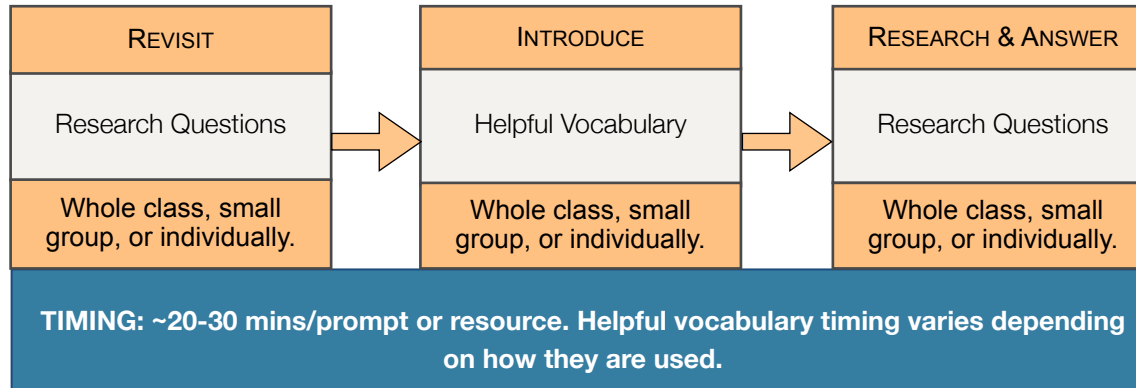


- 2 **EXPLORE THE BACKGROUND:** The **Goal, Role, Audience, & Situation (GRAS) Video** provides the framework for students in how they will be designing their products. The **Check-In Questions** help students reflect on the video they just watched.



3

DO THE RESEARCH: The **Research Questions** are overarching questions that will guide students to consider the content they learn about in this task. **Helpful Vocabulary** provides terms and definitions that may be helpful for student work and research. **Constructed Responses** are passages and prompts designed to help further student engagement with the research questions.



4

DESIGN PROCESS & PRODUCT CREATION: The **Product Choice** provides 2-3 product options for students. The **Design Process Video** will assist with brainstorming, analyzing, and creating the final product. The **Check-in Questions** help students reflect on their brainstorming and decision-making process. The **Next Steps** assist students in what to do when their product(s) is complete. The bulk of the work for this final step is spent with students creating their product(s).

